

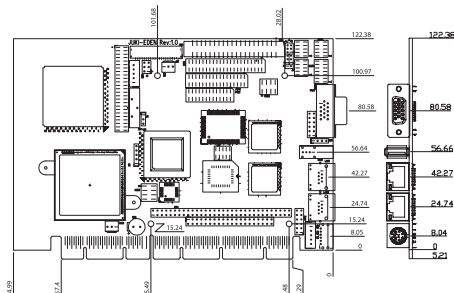
JUKI-EDEN-400 JUKI-C3-1G

PCISA Bus VIA EDEN/C3 CPU, LCD/CRT VGA,
Dual LAN, USB, PC/104 & D I/O

NEW

**Half-Size All-in-One
Low Power Consumption**

Dimensions

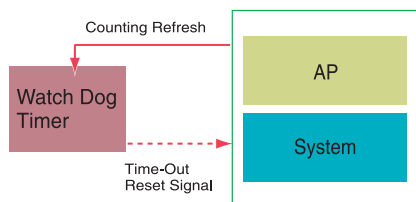


PCISA Bus

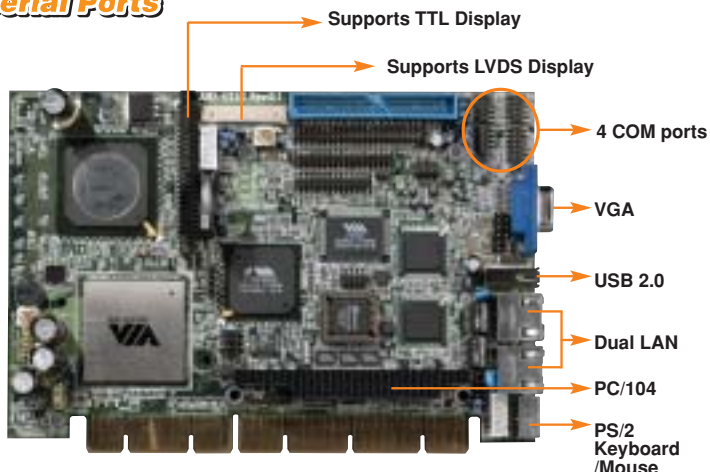
It combines both ISA and PCI bus signals into a single edge connector. PCISA backplanes allow addition of both ISA and PCI add-on cards. Half-Size SBC is mostly applied in compact and rugged enclosure, suited for on the factory floor standalone controller or other applications in harsh environments.

Watch DOG Timer

The Watch Dog Timer (WDT) is a special hardware device designed to monitor the computer system whether functioning normally. It also offers some measures to fix the system. IEL provides software development kit for timing application configurations. When time is up, WDT will send Reset signal to system for hardware reboot. Operator can tune counting value into WDT Configuration Register (write the control value to the Configuration Port), and clear WDT counter (read the Configuration Port).



4 x RS-232 Serial Ports



SPECIFICATIONS

- **CPU:** Embedded low power consumption VIA Eden/C3 CPU (EBGA package)
 - **System chipset:** VIA VT8606T (PN133T) with VT82C686B
 - **System memory:** 1xSO-DIMM socket support up to 512MB
 - **Display:**
 - On-chip ProSavage™ VGA controller
 - Bus: AGP 4x, 66MHz
 - V-RAM: Shared with system memory up to 32MB (SMA technology)
 - Resolution: 1280 x 1024 for CRT single display
 - Connector: DB-15 for CRT display
 - LCD: 1 x 20-pin connector 36-bit Dual channel for LVDS and 1 x 50-pin by pin-header for TFT
 - **SSD:** 1x onboard Compact Flash™ type II socket
 - **Ethernet:** – 2x onboard 10/100bps Intel 82551/RTL8100BL fast Ethernet controller
 - **I/O:**
 - 4 x RS-232 serial ports by pin header
 - 1 x LPT parallel port by pin header (Supports SPP/EPP/ECP mode)
 - 1 x IrDA (SIR mode)
 - 3 x USB 2.0 and 2 x USB 1.1 by pin header
 - 2 x ATA/100 IDE channel, supports CD-ROM, ZIP and LS-120 drive bootable (IDE1: 40-pin, IDE2: 44-pin)
 - 1 x PS/2 for Keyboard/Mouse
 - 1 x FDD connector, support 1.44/2.88MB and 3-mode floppy drive
 - **Audio:** AC'97 Codec
 - **WDT:** Software programmable supports 1~255 seconds system reset
 - **PC/104:** Expansion connector
 - **Digital I/O:** TTL Level 4 - input and 4 - output
 - **Hardware Monitoring:** W83697HF (Provides CPU Vcore, Vcc; CPU/System fan speed and temperature detecting function)
 - **ATX power control function:** Meets ACPI 1.1 specification
 - **Power Consumption:** 5V@3.1A; (VIA EDEN 400MHz 256MB SDRAM)
 - **Operating Temperature:** 0~60°C
 - **Relative Humidity:** 5~95%, non-condensing
- Note: For optional RS-232/422/485 serial port, please contact supplier

ORDERING INFORMATION

- **JUKI-EDEN-400N** VIA EDEN 400MHz Dual Intel 82551 LAN, USB, PC/104 & D I/O
- **JUKI-EDEN-400R** VIA EDEN 400MHz Dual RTL8100BL LAN, USB, PC/104 & D I/O
- **JUKI-C3-1GN** VIA C3 1GHz Dual Intel 82551 LAN, USB, PC/104 & D I/O
- **JUKI-C3-1GR** VIA C3 1GHz Dual RTL8100BL LAN, USB, PC/104 & D I/O